

# ACTION ON SMOKING & HEALTH - PHYSICIANS FOR A SMOKE-FREE CANADA - QUEBEC COALITION FOR TOBACCO CONTROL

## Media Backgrounder – May 2025

### Contents

1) How many more school children become current <i>vapers</i> every day?.....	1
2) Are there as many young people use vaping products today as there used to be smoking cigarettes? .....	2
3) Has the decline in smoking in Canada accelerated since 2018? .....	3
4) Has overall nicotine use in Canada fallen since 2018? .....	4
5) Has the number of former smokers increased in Canada since vaping products were legalized?5	
6) Are most Canadian vapers former smokers? .....	6
7) Is vaping a quit method that has had superior results in Canada? .....	7

### 1) How many more school children become current *vapers* every day?

➡ **155, including 66 school-aged *daily vapers*.**

To estimate the number of children recruited to recent (past-month) vaping, vaping prevalence data is taken from the Canadian Student Alcohol and Drug Survey (CSADS). This survey was conducted for Health Canada in the 2022-2023 school year and the top-line results were presented on [Health Canada's website in March 2025](#). Estimates of the number of children in each grade are provided by [Statistics Canada](#).

Assuming that initiating to vaping occurs after grade 6, an average of **155 more students become current vapers each day** (= 340,300 new users / 6 years \* 365 days) which include **66 students who become daily vapers** (144,600 new users / 6 years \* 365 days).

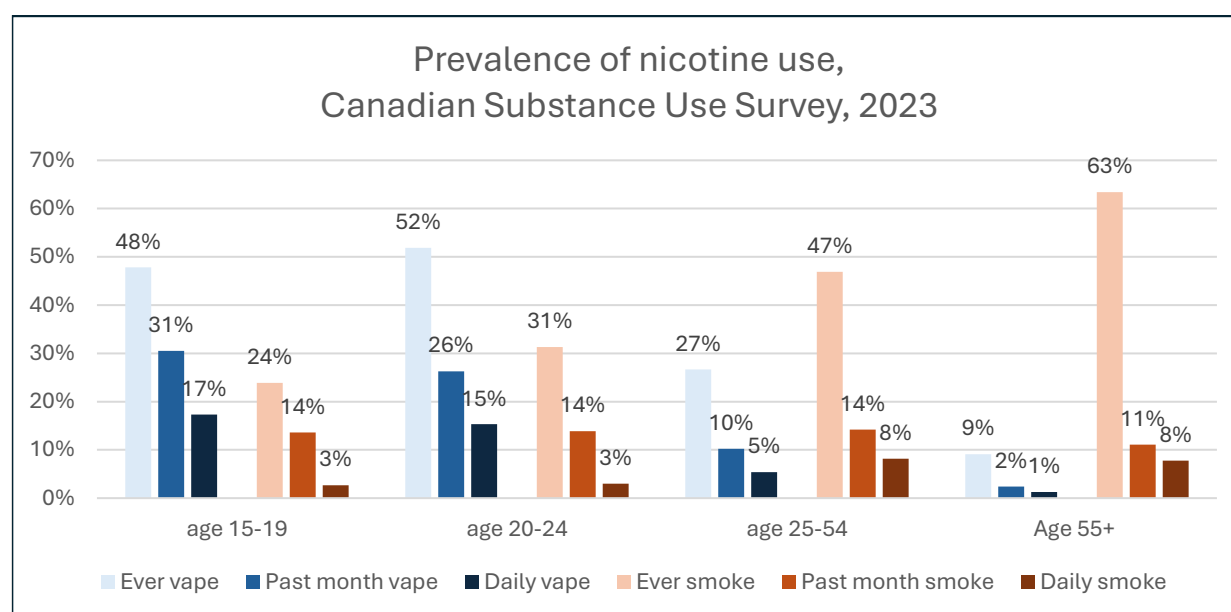
Grade	Number of students	Percentage of students using an e-cigarette in past 30 days	Number of students using e-cigarette in past 30 days	Percentage of students using an e-cigarette every day	Number of students using an e-cigarette every day
			Current vapers	Daily vapers	
Grade 7	377,049	4.5%	17,000	1.3%	4,900
Grade 8	384,834	6.5%	25,000	2.1%	8,100
Grade 9	390,333	13.3%	51,900	4.8%	18,700
Grade 10	385,308	17.9%	69,000	7.1%	27,400
Grade 11	365,901	21.7%	79,400	9.8%	35,900
Grade 12	357,615	27.4%	98,000	13.9%	49,700
Total	2,261,040	15%	340,300	6.4%	144,600

## 2) Are there as many young people use vaping products today as there used to be smoking cigarettes?

➡ **Yes. As many kids start using nicotine as did decades ago.**

Data from Canada's most recent drug survey ([Canadian Substance Use Survey, 2023](#)) show that:

- Around half of Canadians born between 1970 and 2001 (Gen X and Millennials) have ever smoked a cigarette (47%), and one-quarter (27%) have ever tried a vaping product.
- Around half of Canadians born after 2001 have ever tried a vaping product (52% for those born 2001 to 2005 and 48% for those born 2006 to 2010). Slightly more than one quarter of these have tried a cigarette (31% and 24%).



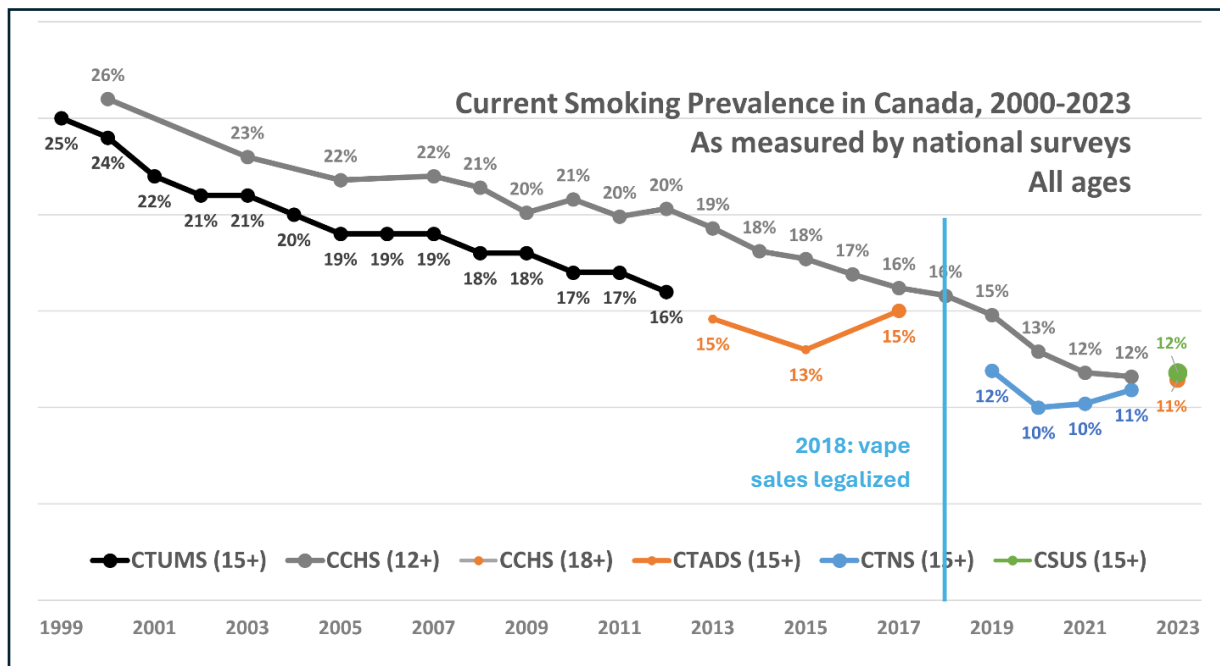
Age group	Lifetime vaping	Past 30 day vaping	Use e-cigarettes daily in past 30 days
All ages	23.2	9.8	5.3
Age 15-19	47.8	30.5	17.3
Age 20-24	51.9	26.3	15.3
Age 25-54	26.7	10.2	5.4
Age 55+	9.1	2.4	1.3

Age group	Lifetime cigarette smoking	Past 30 day cigarette use	Daily cigarette use in past 30 days
All ages	50.6	13.0	7.6
Age 15-19	23.9	13.6	2.7
Age 20-24	31.3	13.9	3.0
Age 25-54	46.9	14.2	8.2
Age 55+	63.4	11.1	7.8

### 3) Has the decline in smoking in Canada accelerated since 2018?

➡ No, smoking rates keep dropping very slowly, as they did even before vaping products made their way to the Canadian market.

Data from federal government surveys do not show an accelerated reduction in cigarette smoking since vaping products were legalized in 2018.



Data presented are taken from surveys conducted by Health Canada and Statistics Canada:

Canadian Tobacco Use Monitoring Survey (CTUMS) (15+), 1999 – 2012

Canadian Community Health Survey (CCHS) (12+), 2000-2022

Canadian Community Health Survey (CCHS) (18+), 2023

Canadian Tobacco Alcohol and Drug Survey (15+), 2013-2017

Canadian Tobacco and Nicotine Survey (15+), 2019-2022

Canadian Substance Use Survey (15+), 2023.

#### 4) Has overall nicotine use in Canada fallen since 2018?

➡ No.

Analysis of data from federal government surveys which included information on the use of cigarettes, cigarillos, oral tobacco, vaping, etc. shows that although tobacco use has fallen, the use of any nicotine product has not.

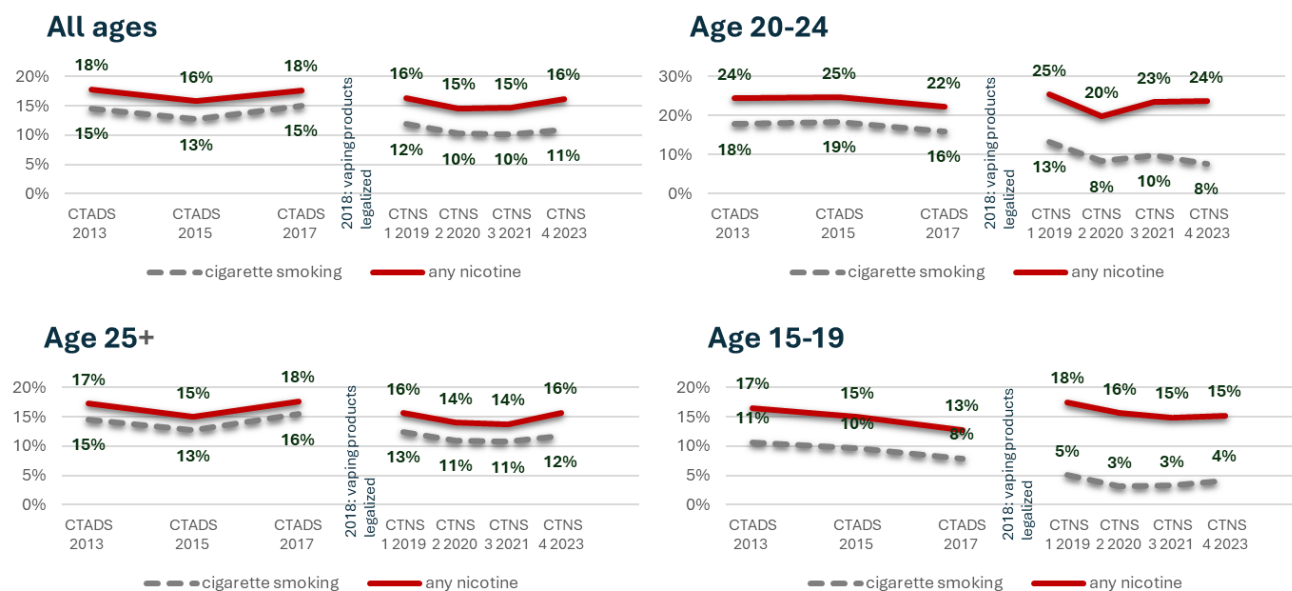


Table 1: Number of Canadians who use Any Nicotine Product in the past 30 Days, by age and sex.

	All Ages	15 -19	20-24	15 to 24	25+	Men	Women
CTADS 2013	5,177,400	347,200	594,900	942,100	4,235,300	3,042,800	2,134,600
CTADS 2015	4,684,700	311,900	605,000	916,900	3,767,800	2,878,600	1,806,100
CTADS 2017	5,371,500	258,300	538,700	797,000	4,574,500	3,108,500	2,263,000
CTNS Wave 1	5,060,300	492,800	458,500	951,300	4,109,000	2,875,700	2,184,600
CTNS Wave 2	4,563,500	315,200	473,800	789,000	3,774,500	2,733,300	1,830,300
CTNS Wave 3	4,530,100	309,300	564,200	873,400	3,656,600	2,664,100	1,866,000
CTNS Wave 4	5,224,000	320,700	572,500	893,200	4,330,800	3,150,700	2,073,400

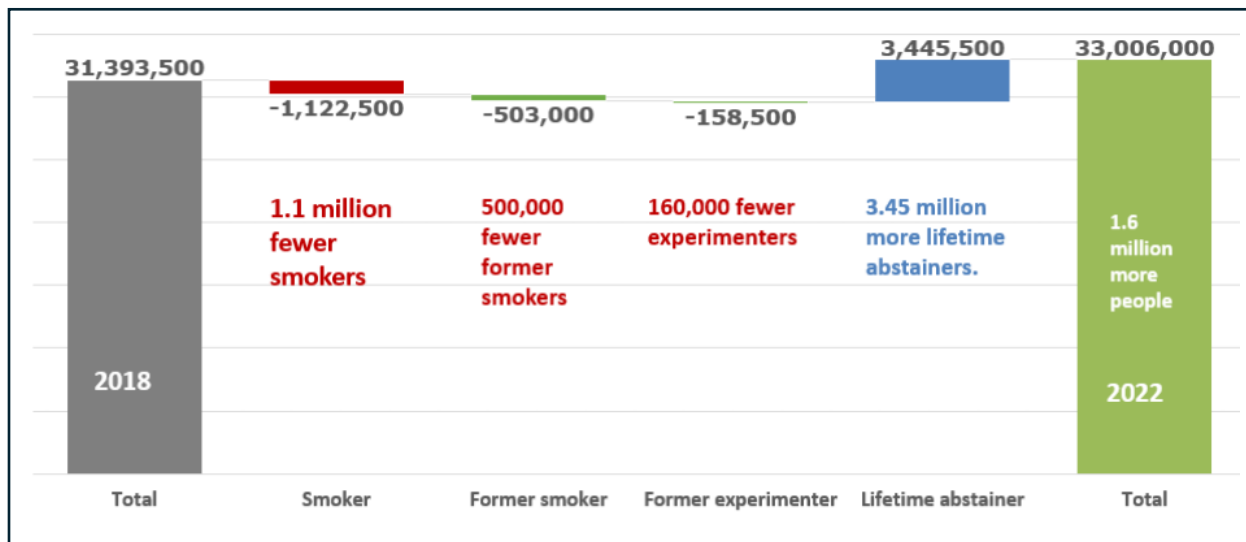
Table 2: Number of Canadians who use specific nicotine products in past month,

	CTADS 2013	CTADS 2015	CTADS 2017	CTNS Wave 1	CTNS Wave 2	CTNS Wave 3	CTNS Wave 4
Little cigars	758,800	517,100	414,000	581,100	527,800	489,300	547,900
Cigars	395,900	350,800	236,300	128,400	362,400	309,400	344,700
Traditional pipe	198,800	149,000	86,600	84,400	110,300	100,500	84,200
Chewing	179,300	111,800	225,300	124,300	160,500	137,300	182,100
Water Pipe	229,200	195,000	208,400	127,100	159,700	125,100	184,600
E-cigarettes	521,000	713,800	631,000	1,461,400	1,456,400	1,625,700	1,865,500
Cigarettes	4,233,300	3,846,800	4,564,800	3,672,400	3,228,700	3,160,500	3,517,500
ANY NICOTINE	5,177,400	4,684,700	5,371,500	5,060,300	4,563,500	4,530,100	5,224,000

## 5) Has the number of former smokers increased in Canada since vaping products were legalized?

➡ **No.**

According to the Canadian Community Health Survey, between 2018 and 2022, estimates of the number of former smokers in Canada declined from 7.57 million to 7.07 million. Because of changes to the age-range surveyed, data cannot be compared for the 2023 year (and information on 2024 is not available).



### Number of Canadians by smoking status, 2018 and 2022

	2018	2022	Difference
<b>Total survey population</b>	31,393,500	33,006,000	1,612,500
<b>Smoker</b>	4,926,500	3,804,000	-1,122,500
<b>Former Smoker</b>	7,572,000	7,069,000	-503,000
<b>Experimenter</b>	3,984,500	3,826,000	-158,500
<b>Lifetime abstainer</b>	14,780,500	18,226,000	3,445,500

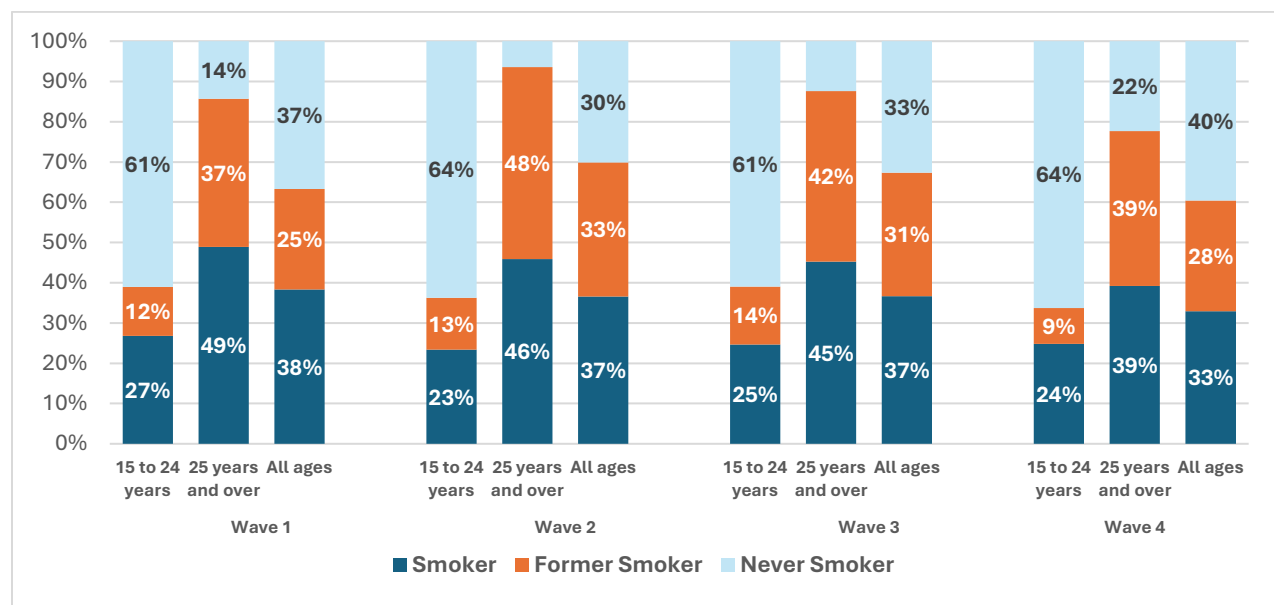
## 6) Are most Canadian vapers former smokers?

➡ No.

According to the most recent data available from national surveys, fewer than 3 in 10 vapers are former smokers.

Of the surveys released to date, only the Canadian Tobacco and Nicotine Survey included public use microfiles (PUMF) that allow public analysis of the results. Analysis of the four waves of this survey, conducted between October 2019 and January 2023, show that 4 in 10 vapers have never smoked even one cigarette, and 1 in 3 continues to smoke cigarettes.

Smoking status of Canadians who vaped in past-month, CTNS 2019-2023



For more information: [Physicians for a Smoke-Free Canada. Insights from national survey data: The Canadian Tobacco and Nicotine Survey. September 2023.](#)

## 7) Is vaping a quit method that has had superior results in Canada?

➡ **No.**

In 2023, the Canadian Community Health Survey asked smokers who had tried to quit smoking in the past 12 months about the methods they had used. Some people tried more than one method.

Among those who used vaping products, 4 in 5 failed in their quit attempt – roughly similar to the results for prescription medications and the overall results for all methods.

The other methods identified do not carry the same public health risks of continued addiction, long-term use, dual-use and use by non-smokers.

Methods used in past-year quit attempts, (CCHS 2023, Estimated number of Canadians)

